

Quality Assessment of Degenerative Cervical Myelopathy Information on the Internet

Leo Swee Liang Chong, Mark Zhu and Joseph Frederick Baker

Int J Spine Surg 2024, 18 (1) 54-61

doi: <https://doi.org/10.14444/8566>

<http://ijssurgery.com/content/18/1/54>

This information is current as of May 7, 2024.

Email Alerts Receive free email-alerts when new articles cite this article. Sign up at:
<http://ijssurgery.com/alerts>

Quality Assessment of Degenerative Cervical Myelopathy Information on the Internet

LEO SWEE LIANG CHONG, MBChB¹; MARK ZHU, MBChB, PhD¹; AND JOSEPH FREDERICK BAKER, MCh, FRCSI^{1,2}

¹Department of Orthopedic Surgery, Waikato Hospital, Hamilton, Waikato, New Zealand; ²Department of Surgery, University of Auckland, Auckland, New Zealand

ABSTRACT

Background: Patient education is a key element of spinal surgery informed consent. Patients frequently access health information online, yet this information is unregulated and of variable quality. We aimed to assess the quality of information available on degenerative cervical myelopathy (DCM) websites with a focus on identifying high-quality information websites.

Methods: We performed a Google search using keywords pertaining to DCM. The top 50 websites returned were classified based on their publication source, intended audience, and country of origin. The quality of these websites was assessed using both the DISCERN instrument and Journal of the American Medical Association (JAMA) benchmark criteria. We also utilized a novel Myelopathy Information Scoring Tool (MIST) to assess the comprehensiveness, accuracy, and detail of online DCM information.

Results: The mean DISCERN score was 39.9 out of 80. Only one-quarter of these websites were rated “good” or “excellent” using DISCERN, and the remaining were rated “very poor,” “poor,” and “fair.” The mean JAMA benchmark score was 1.6 out of 4, with 23 out of 50 websites scoring 0. Evaluation using MIST found a mean score of 25.6 out of 50. Using 30 points as a satisfactory MIST cutoff, 72% of DCM websites were deemed critically deficient and unsatisfactory for comprehensive patient education. Both DISCERN and MIST indicated poorest information pertaining to surgical risks and complications as well as treatment outcomes. Websites such as Orthoinfo.aaos.org and Myelopathy.org provided reliable, trustworthy, and comprehensive patient education.

Conclusions: Information available on almost three-quarters of DCM websites was of poor quality, with information regarding complications and treatment outcomes most deficient. Clinicians should be aware of quality sites where patients may be directed to augment patient education and surgical counseling.

Cervical Spine

Keywords: myelopathy, spinal cord compression, patient education, consumer health information, internet

INTRODUCTION

Searching for health information online is an increasingly common practice among patients. Patients were found to favor the Internet as their initial source of medical information,¹ and almost two-thirds of adult patients seek medical information online.^{2,3} At the same time, health information on the Internet is unregulated and requires no verification from relevant health authorities, leading to various degrees of inaccuracies and biases.

Online health information plays a substantial role in determining outcomes of medical care, as it has been found to greatly impact the patient-physician relationship⁴ and patients satisfaction with the medical consultation.⁵

Degenerative cervical myelopathy (DCM) is the most common cause of spinal cord dysfunction, with prevalence as high as 2.3%.⁶ Despite its prevalence, diagnosis of DCM remains complex. Although some patients may present with classic symptoms of clumsiness or

loss of balance, many exhibit a nonspecific clinical presentation, and its insidious onset is often dismissed as part of the normal aging process.⁷ The lack of awareness and low index of suspicion among physicians⁸ further contributed to diagnostic delays of up to multiple years.⁹ Radiographic evidence of the severity of cord compression is poorly correlated with clinical presentation and disease progression, adding to diagnostic uncertainty.^{10,11}

We are uncertain of the overall quality of DCM information available on the Internet and whether this information is beneficial or detrimental to patient education. Being able to direct patients to high-quality websites may assist in patient education and counseling, particularly in the preoperative period when informed consent is paramount.¹² Surgery is often recommended for DCM, and there are a variety of approaches available—whether an anterior, posterior, or combined approach is selected can greatly influence the risk profile and the postoperative kinematics.¹³ The outcomes of surgery can also vary substantially depending on the timing of

surgery and preoperative deficit. It is well understood that patient recall of information is poor from clinical consultations, and being able to take time to educate themselves online may help overcome this.¹⁴

Therefore, we aimed to assess the quality of DCM information available on the Internet, with a particular view to identifying high-quality sites that may be recommended.

METHODS

Institutional review and ethics approval were not required for this study.

Search engine is the most common method of seeking information online, and Google.com dominates the market with a market share of more than 90%.¹⁵ Thus, a Google search was performed by the primary author with the following keywords using the OR Boolean operator: “degenerative cervical myelopathy” OR “cervical spondylomyelopathy” OR “cervical myelopathy” OR “DCM” OR “CSM.” The search was performed incognito to block use of cookies and minimize the effect of personalized results as well as any influence based on location. The top 50 websites in the English language were included after applying the following exclusion criteria: websites unrelated to orthopedic spine surgery, DCM in nonhuman (veterinary) subjects, duplicate webpages from the same website, and websites requiring payment to access. The search was performed on 23 May 2023 and returned approximately 6,680,000 results in 0.42 seconds.

The 50 included websites were categorized by their publication source (academic, government, or professional board and private health care), intended audience (physician vs patient), and country of origin. Available standardized tools, such as the DISCERN instrument and Journal of the American Medical Association (JAMA) benchmark criteria, were used to assess these

50 websites. DISCERN was developed in 1996 by the University of Oxford and used to assess written consumer health information on treatment choices.¹⁶ The tool consists of 16 questions scoring 5 points each, assessing the reliability of the publication and the quality of treatment information. DISCERN scores were interpreted as follows: excellent, 63 to 75 points; good, 51 to 62 points; fair, 39 to 50 points; poor, 27 to 38 points; and very poor, 16 to 26 points. The JAMA benchmark criteria were developed by Silberg in 1997 and use a 4-point scoring system to assess authorship, attribution, currency, and declaration.¹⁷ Both the DISCERN instrument and JAMA benchmark criteria were well-established and validated health information assessment tools.¹⁸

The quality of information was assessed over the entire website and not limited to the single webpage directed to by the search engine. If the accessed webpage provided hyperlinks to another page within the same domain, these webpages were also included in the assessment. However, hyperlinks to another website or an external domain were not further assessed.

We introduced a novel tool called Myelopathy Information Scoring Tool (MIST), which consists of 10 questions (Figure 1). Each question evaluates a fundamental aspect of patient education that would be considered essential when gaining fully informed consent: (1) definition; (2) etiology; (3) clinical presentation; (4) investigations and imaging; (5) progression, natural history, and timing of intervention; (6) nonoperative treatment options; (7) operative treatment options; (8) postoperative recovery, (9) treatment goals and outcomes; and (10) risks and complications of surgery. Each question is scored from 0 to 5. A score of 0 is given for no mention of the aspect in question, score of 1 for mentioning a short answer with no elaboration, score of 2 for providing elaboration with major/critical

	Score
1. Definition	
2. Etiology	
3. Clinical Presentation	
4. Investigations and Imaging	
5. Progression, Natural History and Timing of Intervention	
6. Non-operative Treatment Options	
7. Operative Treatment Options	
8. Post-operative Recovery	
9. Treatment Goals and Outcomes	
10. Surgery Risks and Complications	
Total	/50

Figure 1. Myelopathy Information Scoring Tool score sheet.

Table 1. Publication characteristics of websites (N = 50).

Website Characteristic	n (%)
Publication source	
Academic	10 (20%)
Professional board	7 (14%)
Private health care	33 (66%)
Intended audience	
Physician	10 (20%)
Patient	40 (80%)
Country of origin	
United States	30 (60%)
Unspecified country	10 (20%)
United Kingdom	4 (8%)
Australia	2 (4%)
India	2 (4%)
Canada	1 (2%)
Korea	1 (2%)

deficiencies or biases, score of 3 for providing accurate information with minor/acceptable deficiencies, score of 4 for providing accurate and comprehensive information sufficient for patient education, and score of 5 for providing accurate, comprehensive, detailed, and current information sufficient for physician education. The minimum total score of MIST was 0, and the maximum score was 50.

A score of 30 points and above was designated to be the threshold adequate for satisfactory patient education as each question is an important aspect of the condition and, therefore, should be reasonably comprehensive and accurate. A MIST score below 30 would indicate that some of these 10 key aspects either had minimal-to-no information or the information provided was inaccurate, biased, or critically deficient. All assessments using DISCERN, JAMA, and MIST were performed by the primary author.

Statistical Methods

Statistical analysis was performed on DISCERN, JAMA, and MIST scores of these 50 websites. Scores were compared between different publication sources, intended audience, and countries. We also assessed Pearson correlation between DISCERN, JAMA, and MIST scores. Significance threshold was set at $P < 0.05$. All statistical analyses were performed using Microsoft Excel and GraphPad Prism software.

RESULTS

Table 1 describes the publication characteristics of all 50 websites evaluated. Ten were academic websites, 7 were government or professional board websites, and 33 were private health care websites. The majority of the websites originated from the United States ($n = 30$) followed by unspecified country ($n = 10$), United Kingdom ($n = 4$), Australia ($n = 2$), India ($n = 2$), Canada ($n = 1$), and Korea ($n = 1$). Forty websites were targeted at patients, while the remaining 10 were targeted at physicians.

The mean DISCERN score for all 50 websites was 39.9 out of 80. Categorization of scores was as follows: excellent for 5 websites (10%), good for 7 websites (14%), fair for 13 websites (26%), poor for 13 websites (26%), and very poor for 12 websites (24%; Figure 2A). JAMA scores were generally poor, with a mean score of 1.6 out of 4. The score of 0 was given to 23 out of 50 websites, where none of authorship, attribution, disclosure, and currency were described (Figure 2B). The mean MIST score was 25.6 out of 50. Distribution of

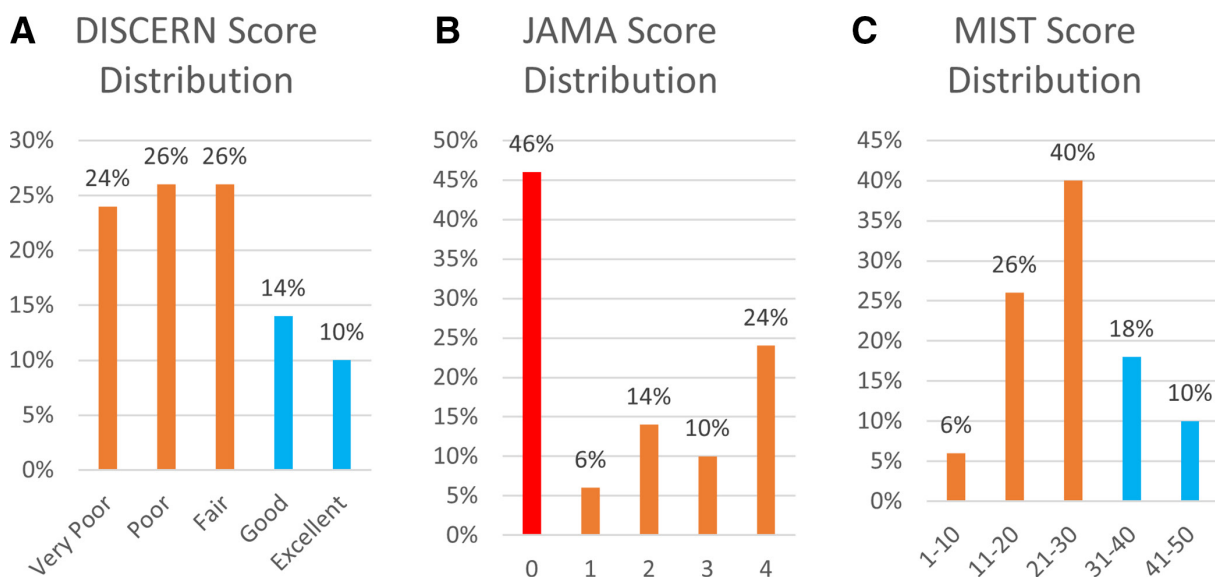


Figure 2. Distribution of (A) DISCERN scores, (B) Journal of the American Medical Association scores, and (C) Myelopathy Information Scoring Tool scores for 50 websites.

Table 2. Comparison of DISCERN, JAMA, and MIST mean scores by publication source, intended audience, and country of origin.

Tool	Publication Source			Intended Audience			Country of Origin		
	Academic and Professional Board (n = 17)	Private Health Care (n = 33)	P	Physician (n = 40)	Patient (n = 10)	P	US (n = 30)	Non-US (n = 20)	P
DISCERN	51.5	33.8	0.0002	53.4	36.5	0.0008	36.5	44.9	0.1193
JAMA	3.3	0.7	<0.0001	4.0	1.0	<0.0001	0.9	2.7	0.0002
MIST	29.1	23.4	0.0565	28.9	24.8	0.3097	24.7	27.0	0.4941

Abbreviations: JAMA, Journal of the American Medical Association; MIST, Myelopathy Information Scoring Tool; US, United States.

Note: All tests performed using Mann-Whitney U test. Statistically significant findings are in boldface.

MIST scores was as follows: 5 websites (10%) scored 41 to 50, 9 websites (18%) scored 31 to 40, 20 websites (40%) scored 21 to 30, 13 websites (26%) scored 11 to 20, and 3 websites (6%) scored less than 10 (Figure 2C). Applying the designated cutoff score of 30 found 72% of websites to be unsatisfactory and critically inadequate for comprehensive patient education.

Comparison of scores between publication source, intended audience, and country of origin is shown in Table 2. Government and professional board websites performed better than private health care websites on all 3 scores, demonstrating statistical significance with DISCERN and JAMA, with MIST approaching statistical significance. Websites intended for physicians similarly scored higher than websites intended for patients across 3 scores, again with DISCERN and JAMA scores reaching statistical significance. Websites outside of the US performed better than websites from the US, with only the JAMA score being significant.

Pearson correlation found poor correlation between MIST and DISCERN scores, reporting a correlation coefficient of 0.6868 ($P < 0.0001$). MIST and JAMA scores were also poorly correlated, with an r value of 0.2755 ($P = .0264$).

Observing the scores for individual questions of the DISCERN instrument, we found that the highest mean score (3.30 out of 5) was given to question 14, "Is it clear that there may be more than 1 possible treatment choice?" The second highest mean score of 3.28 was given to question 6: "Is it balanced and unbiased?" The lowest mean score (1.72 out of 5) was given to question 12 describing outcomes of no treatment, and the second lowest mean score of 1.86 was given to question 11 describing possible risks of each treatment (Figure 3A).

Of the 10 questions posed by MIST, questions 1 and 3 pertaining to definition and clinical presentation scored the highest mean score of 3.66 and 3.64, respectively, out of 5. The lowest mean score of 1.6 was given to question 10 regarding risks and complications, followed by question 9 regarding treatment goals and outcomes, which scored 1.82 (Figure 3B). Private health

care websites were particularly poor at presenting information around surgical risks and complications. Of the 33 private health care websites, 20 websites (60.6%) had no mention of surgical complications.

The 3 highest scoring websites using the DISCERN instrument were Orthoinfo.aaos.org, Myelopathy.org, and Orthobullets.com, with scores of 75, 71, and 70, respectively. Top-scoring websites using MIST were Myelopathy.org and Orthoinfo.aaos.org, tied at a maximum score of 50, followed by Orthobullets.com with a score of 45.

DISCUSSION

Few studies have assessed the quality of DCM information available to the public.^{19,20} Patient awareness and education of the condition are generally lacking, and there is a paucity of trustworthy sources available outside of the clinical setting.²¹ One study found that information on DCM across various media largely pertained to health professionals, with only 15% targeted toward patients or layperson.¹⁹ Another study on DCM and social media (Twitter.com) reported that less than a third of tweets focused on spreading awareness and information.²⁰ To the best of our knowledge, no published study to date has assessed the quality of information on DCM websites.

Assessment using DISCERN, JAMA, and MIST found almost three-quarters of DCM websites to be mediocre and inadequate for comprehensive patient education. Only 24% of DCM websites scored "good" or "excellent" on DISCERN, and 28% scored more than 30 points on MIST. Previous systematic reviews concluded that quality of online medical information was generally poor across various medical specialties,²² and orthopedics was no exception.²³ Our findings advise spine surgeons to be cognizant that DCM patients are likely to present to their initial consultation with little prior information and thus require substantial education. Written information sheets and booklets can be published and disseminated in primary health settings and

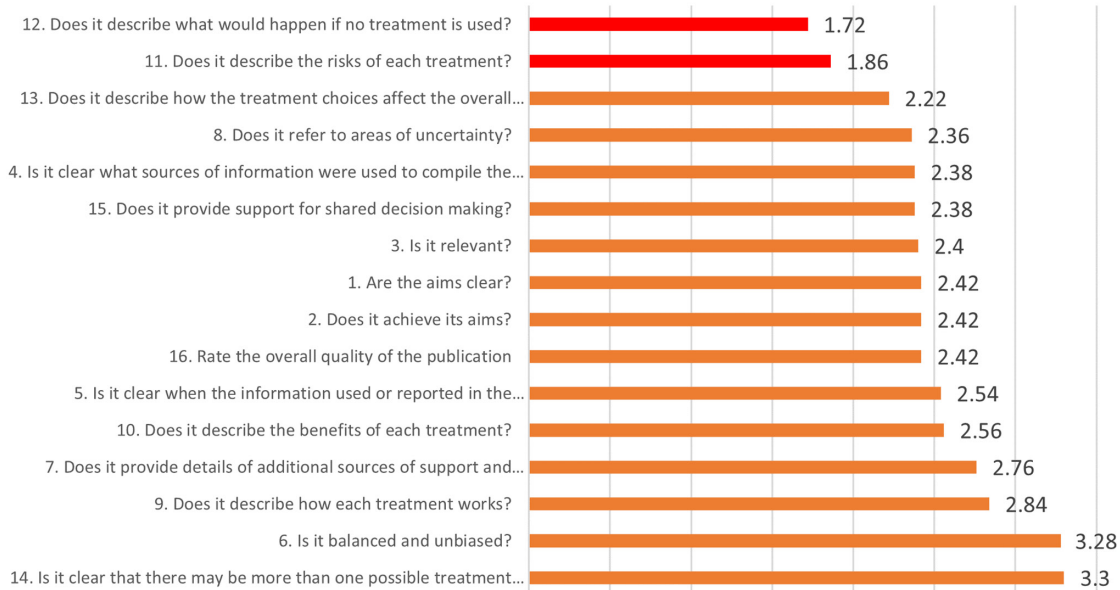
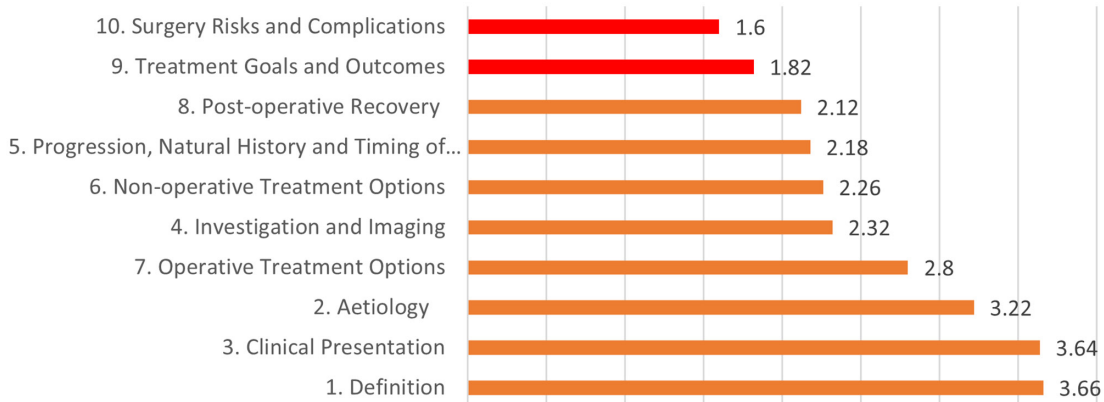
A**DISCERN scores by Individual Component****B****MIST scores by Individual Component**

Figure 3. Mean individual component scores of (A) DISCERN and (B) Myelopathy Information Scoring Tool (MIST) for 50 websites.

orthopedic clinics to help raise awareness and provide patient education. The importance of patient education and information booklets cannot be overstated as each forms 1 of the 3 main pillars of the “3-legged stool” model for spinal surgery informed consent.¹²

Higher-quality information being available on government and professional board websites as well as websites intended for physicians was within expectations. JAMA scores were higher for websites outside of the US due to a higher proportion of academic publication websites being classified as unspecified country. Poor correlation between MIST and the other two scores was similarly expected as

evaluation using MIST differed greatly from both JAMA and DISCERN. JAMA benchmark criteria assess the credibility of the publication, such as authorship and declaration, but not the information content itself. The DISCERN instrument assesses information quality regarding treatment but not aspects such as etiology, prognosis, and investigation.

A recent study by Robillard et al found that no single optimal quality evaluation tool exists to assess health information;²⁴ therefore, medical literature supported the use of novel scores for each specific medical condition, examples being the Scoliosis Specific Score²⁵

and Anterior Cruciate Ligament/Anterolateral Ligament content-specific score.²⁶ In this study, MIST was introduced to evaluate the quality of DCM information. MIST has a few distinct advantages. The health information content itself is evaluated, focusing on accuracy, neutrality, comprehensiveness, detail, and currency. Each question is scored with an objective and unambiguous 5-point system. The tool itself is concise, quick, and easy to use. Its generic template also fits into most surgical conditions, not limited to just myelopathy. We believe MIST may adopt a generic moniker of “Medical Information Scoring Tool” with its expanded use in the future.

We found surgical risks and complications among the poorest-scored components of DCM health information. Previous studies similarly reported surgical risk information to be often absent or lacking on online patient education materials,^{27,28} yet it is one of the most-desired pieces of information by patients prior to surgery.²⁹ We hypothesize that websites detailing a comprehensive list of potential risks and complications may increase patient anxiety and undermine the confidence of the surgical practice, thus being frequently under-represented, especially on private health care websites. Another aspect of DCM information scored poorly was outcomes of surgery vs no treatment. Deficiency of this information may be due to DCM itself having variable and unpredictable progression,^{30,31} and the goal of decompressive surgery is to halt neurological deterioration, with varying degrees of recovery.^{32,33} These uncertainties, despite being well described in orthopedic spine literature, may be difficult to convey to patients.

Orthoinfo.aaos.org, Myelopathy.org, and Orthobullets.com consistently ranked in the top 3 in our assessment for best DCM information websites. Orthobullets.com is targeted at physicians, and information presented in bullet-point form is not ideal for patient education; thus, Myelopathy.org and Orthoinfo.aaos.org appear as our go-to recommendation for patients seeking quality DCM information. Myelopathy.org has the added benefit of patient advocacy and collaboration with DCM support groups, whereas Orthoinfo.aaos.org is largely informative with fewer patient-centered elements. We appreciate Myelopathy.org as a unique resource, itself being a charitable initiative that combines scientific research, physician education, and patient engagement in their effort to raise global myelopathy awareness. This multimodal approach offers hope for improved information provision within health care communities.

Our study had a few limitations. First, assessment was performed on DCM websites in the English language. Thus, our findings may not be generalizable to non-English websites. Second, our assessment was targeted at written online information and did not include video-based online information such as YouTube.com or social media websites, where patients were equally likely to go to seek information. Third, our study did not involve actual patients and was performed by investigators with medical qualifications. We are uncertain whether high quality, comprehensive information that is well-regarded by our investigators would be similarly well-received and appreciated by the average patient population. Last, all evaluations in this study were performed by a single author. However, other published studies assessing quality of patient education materials were similarly performed by a single author.^{34,35}

CONCLUSION

Despite the large amount of information regarding DCM available online, much was of poor quality. Information surrounding surgical risks and complications as well as outcomes was especially deficient. Orthoinfo.aaos.org and Myelopathy.org provided some of the most reliable, accurate, and comprehensive DCM patient education materials, and clinicians may safely direct patients to these websites.

REFERENCES

1. Hesse BW, Moser RP, Rutten LJ. Surveys of physicians and electronic health information. *N Engl J Med*. 2010;362(9):859–860. doi:10.1056/NEJMc0909595
2. Hesse BW, Nelson DE, Kreps GL, et al. Trust and sources of health information: the impact of the internet and its implications for health care providers: findings from the first health information national trends survey. *Arch Intern Med*. 2005;165(22):2618–2624. doi:10.1001/archinte.165.22.2618
3. Fraval A, Ming Chong Y, Holcdorf D, Plunkett V, Tran P. Internet use by orthopaedic outpatients - current trends and practices. *Australas Med J*. 2012;5(12):633–638. doi:10.4066/AMJ.2012.1530
4. McMullan M. Patients using the internet to obtain health information: how this affects the patient-health professional relationship. *Patient Educ Couns*. 2006;63(1–2):24–28. doi:10.1016/j.pec.2005.10.006
5. Tanis M, Hartmann T, Te Poel F. Online health anxiety and consultation satisfaction: a quantitative exploratory study on their relations. *Patient Educ Couns*. 2016;99(7):1227–1232. doi:10.1016/j.pec.2016.01.021
6. Smith SS, Stewart ME, Davies BM, Kotter MRN. The prevalence of asymptomatic and symptomatic spinal cord compression on magnetic resonance imaging: a systematic review and meta-analysis. *Global Spine J*. 2021;11(4):597–607. doi:10.1177/2192568220934496

7. Tracy JA, Bartleson JD. Cervical spondylotic myelopathy. *Neurologist*. 2010;16(3):176–187. doi:10.1097/NRL.0b013e-3181da3a29
8. Behrbalk E, Salame K, Regev GJ, Keynan O, Boszczyk B, Lidar Z. Delayed diagnosis of cervical spondylotic myelopathy by primary care physicians. *Neurosurg Focus*. 2013;35(1):E1. doi:10.3171/2013.3.FOCUS1374
9. Pope DH, Mowforth OD, Davies BM, Kotter MRN. Diagnostic delays lead to greater disability in degenerative cervical myelopathy and represent a health inequality. *Spine*. 2020;45(6):368–377. doi:10.1097/BRS.0000000000003305
10. Nouri A, Tetreault L, Côté P, Zamorano JJ, Dalzell K, Fehlings MG. Does magnetic resonance imaging improve the predictive performance of a validated clinical prediction rule developed to evaluate surgical outcome in patients with degenerative cervical myelopathy? *Spine*. 2015;40(14):1092–1100. doi:10.1097/BRS.0000000000000919
11. Davies BM, Khan DZ, Barzangi K, et al. “We choose to call it ‘degenerative cervical myelopathy’: findings of AO Spine RECODE-DCM, an international and multi-stakeholder partnership to agree a standard unifying term and definition for a disease”. *Global Spine J*. 2022;21925682221111780. doi:10.1177/21925682221111780
12. Powell JM, Rai A, Foy M, et al. The ‘three-legged stool. *The Bone & Joint Journal*. 2016;98-B(11):1427–1430. doi:10.1302/0301-620X.98B11.37965
13. Kato S, Ganau M, Fehlings MG. Surgical decision-making in degenerative cervical myelopathy - anterior versus posterior approach. *J Clin Neurosci*. 2018;58:7–12. doi:10.1016/j.jocn.2018.08.046
14. Kessels RPC. Patients' memory for medical information. *JR Soc Med*. 2003;96(5):219–222. doi:10.1177/014107680309600504
15. Statcounter Global Stats. Search Engine Market Share Worldwide. 2023. <https://gs.statcounter.com/search-engine-market-share>. Accessed July 9, 2023.
16. Charnock D, Shepperd S, Needham G, Gann R. DISCERN: an instrument for judging the quality of written consumer health information on treatment choices. *J Epidemiol Community Health*. 1999;53(2):105–111. doi:10.1136/jech.53.2.105
17. Silberg WM, Lundberg GD, Musacchio RA. Assessing, controlling, and assuring the quality of medical information on the internet: caveat lector et viewer—let the reader and viewer beware. *JAMA*. 1997;277(15):1244–1245.
18. Rees CE, Ford JE, Sheard CE. Evaluating the reliability of DISCERN: a tool for assessing the quality of written patient information on treatment choices. *Patient Educ Couns*. 2002;47(3):273–275. doi:10.1016/s0738-3991(01)00225-7
19. Umeria R, Mowforth O, Grodzinski B, et al. A scoping review of information provided within degenerative cervical myelopathy education resources: towards enhancing shared decision making. *PLoS One*. 2022;17(5):e0268220. doi:10.1371/journal.pone.0268220
20. Elkaim LM, Levett JJ, Niazi F, et al. Cervical myelopathy and social media: mixed methods analysis. *J Med Internet Res*. 2023;25:e42097. doi:10.2196/42097
21. Sangeorzan I, Andriopoulou P, Davies BM, McNair A. The information needs of people with degenerative cervical myelopathy: a qualitative study to inform patient education in clinical practice. *PLoS One*. 2023;18(5):e0285334. doi:10.1371/journal.pone.0285334
22. Daraz L, Morrow AS, Ponce OJ, et al. Can patients trust online health information? a meta-narrative systematic review addressing the quality of health information on the internet. *J Gen Intern Med*. 2019;34(9):1884–1891. doi:10.1007/s11606-019-05109-0
23. Cassidy JT, Baker JF. Orthopaedic patient information on the world wide web: an essential review. *J Bone Joint Surg Am*. 2016;98(4):325–338. doi:10.2106/JBJS.N.01189
24. Robillard JM, Jun JH, Lai J-A, Feng TL. The QUEST for quality online health information: validation of a short quantitative tool. *BMC Med Inform Decis Mak*. 2018;18(1):87. doi:10.1186/s12911-018-0668-9
25. Nason GJ, Baker JF, Byrne DP, Noel J, Moore D, Kiely PJ. “Scoliosis-specific information on the internet: has the “information highway” led to better information provision? spine”. *Spine*. 2012;37(21):E1364–9. doi:10.1097/BRS.0b013e31826619b5
26. Bruce-Brand RA, Baker JF, Byrne DP, Hogan NA, McCarthy T. Assessment of the quality and content of information on anterior cruciate ligament reconstruction on the internet. *Arthroscopy*. 2013;29(6):1095–1100. doi:10.1016/j.arthro.2013.02.007
27. Raptis DA, Sinanyan M, Ghani S, Soggiu F, Gilliland JJ, Imber C. Quality assessment of patient information on the management of gallstone disease in the internet - a systematic analysis using the modified ensuring quality information for patients tool. *HPB (Oxford)*. 2019;21(12):1632–1640. doi:10.1016/j.hpb.2019.03.355
28. Palma AF, Zuk G, Raptis DA, et al. Quality of information for women seeking breast augmentation in the internet. *J Plast Surg Hand Surg*. 2016;50(5):262–271. doi:10.3109/2000656X.2016.1154469
29. Blöndal K, Sveinsdóttir H, Ingadottir B. Patients' expectations and experiences of provided surgery-related patient education: a descriptive longitudinal study. *Nurs Open*. 2022;9(5):2495–2505. doi:10.1002/nop2.1270
30. Fehlings MG, Wilson JR, Yoon ST, Rhee JM, Shamji MF, Lawrence BD. Symptomatic progression of cervical myelopathy and the role of nonsurgical management. *Spine*. 2013;38(22):S19–20. doi:10.1097/BRS.0b013e3182a7f4de
31. Davies BM, Mowforth OD, Smith EK, Kotter MRN. Degenerative cervical myelopathy. *BMJ*. 2018;360:k186. doi:10.1136/bmj.k186
32. Fehlings MG, Ibrahim A, Tetreault L, et al. A global perspective on the outcomes of surgical decompression in patients with cervical spondylotic myelopathy. *Spine*. 2015;40(17):1322–1328. doi:10.1097/BRS.0000000000000988
33. Fehlings MG, Wilson JR, Kopjar B. Efficacy and safety of surgical decompression in patients with cervical spondylotic myelopathy: results of the aospine north america prospective multi-center study. *JBJS*. 2013;95(18). https://journals.lww.com/jbjsjournal/Fulltext/2013/09180/Efficacy_and_Safety_of_Surgical_Decompression_in.3.aspx.
34. Muller AL, Baker JF. Analysis of lumbar fusion and lumbar arthroplasty videos on youtube. *Int J Spine Surg*. 2022;16(2):283–290. doi:10.14444/8216
35. Martyn TLB, Baker JF. Assessment of the quality of information of youtube videos regarding cervical disc replacement. *Int J Spine Surg*. 2022;16(2):272–277. doi:10.14444/8214

Funding: The authors disclose no financial or material support for the research, authorship, and/or publication of this article.

Declaration of Conflicting Interests: Leo S.L. Chong and Mark Zhu have nothing to disclose. Joseph F. Baker discloses that he has received teaching honoraria from Medtronic and grants/contracts from NuVasive, Medtronic, and Smith and Nephew (all paid to the institution). All authors were fully involved in the study and preparation of the manuscript. All authors declare this study is original and they have full rights in the study materials.

Author Contributions: Leo S. L. Chong – Conceptualization, methodology, investigation, data collection, writing: original draft, writing: review and editing. Mark Zhu – Methodology, data analysis, writing: original draft, writing: review and editing.

Joseph F. Baker – Conceptualisation, methodology, writing: original draft, writing: review and editing, supervision.

Corresponding Author: Leo Swee Liang Chong, Department of Orthopaedic Surgery, Waikato Hospital, 183 Pembroke St, Hamilton 3204, New Zealand; chongsweeliang@gmail.com

Published 19 December 2023

This manuscript is generously published free of charge by ISASS, the International Society for the Advancement of Spine Surgery. Copyright © 2024 ISASS. To see more or order reprints or permissions, see <http://ijssurgery.com>.