

## Systematic Review of Cost-Effectiveness Analyses Comparing Open and Minimally Invasive Lumbar Spinal Surgery

Kelechi Eseonu, Uche Oduoza, Mohamed Monem and Mohamed Tahir

*Int J Spine Surg* published online 14 July 2022  
<https://www.ijssurgery.com/content/early/2022/07/13/8297>

This information is current as of May 15, 2025.

---

**Email Alerts** Receive free email-alerts when new articles cite this article. Sign up at:  
<http://ijssurgery.com/alerts>

# Systematic Review of Cost-Effectiveness Analyses Comparing Open and Minimally Invasive Lumbar Spinal Surgery

KELECHI ESEONU, BSc, MBChB, FRCS (Tr & Orth), MSc (Oxon)<sup>1</sup>; UCHE ODUOZA, MBChB, MSc (Oxon)<sup>1</sup>; MOHAMED MONEM, BSc, MBBS<sup>2</sup>; AND MOHAMED TAHIR, MBBS, FRCS (Tr & Orth)<sup>1</sup>

<sup>1</sup>Royal National Orthopaedic Hospital Stanmore, Stanmore, London, UK; <sup>2</sup>St Marys Hospital, London, UK

## ABSTRACT

**Background:** Minimally invasive surgery (MIS) has benefits over open surgery for lumbar decompression and/or fusion. Published literature on its cost-effectiveness vs open techniques is mixed.

**Objective:** Systematically review the cost-effectiveness of minimally invasive vs open lumbar spinal surgical decompression, fusion, or discectomy using Preferred Reporting Items for Systematic Reviews and Meta-Analyses guidelines.

**Methods:** A systematic electronic search of databases (MEDLINE, Embase, and Cochrane Library) and a manual search from the cost-effectiveness analysis (CEA) database and National Health Service economic evaluation database was conducted. Studies that included adult populations undergoing surgery for degenerative changes in the lumbar spine (stenosis, radiculopathy, and spondylolisthesis) and reported outcomes of costing analysis, CEA, or incremental cost-effectiveness ratio were included.

**Results:** A total of 17 studies were included. Three studies assessed outcomes of MIS vs open discectomy. All 3 reported statistically significant lower total costs in the MIS, compared with the open group, with similar reported gains in quality-adjusted life years (QALYs). Two studies reported cost differences in MIS vs open laminectomy, with significantly lower total costs attributed to the MIS group. Twelve studies reported findings on the relative direct costs of MIS vs open lumbar fusion. Among those, 3 of the 4 studies comparing single-level MIS-transforaminal lumbar interbody fusion (TLIF) and open TLIF reported lower total costs associated with MIS procedures. Six studies reported cost evaluation of single- and 2-level TLIF procedures. Lower total costs were found in the MIS group compared with the open fusion group in all studies except for the subgroup analysis of 2-level fusions in a single study. Three of these 6 studies reported cost-effectiveness (cost/QALY). MIS fusion was found to be more cost-effective than open fusion in all 3 studies.

**Conclusion:** The studies reviewed were of poor to moderate methodological quality. Generally, studies reported a reduced cost associated with MIS vs open surgery and suggested better cost-effectiveness, particularly in MIS vs open single- and 2-level TLIF procedure. Most studies had a high risk of bias. Therefore, this review was unable to conclusively recommend MIS over open surgery from a cost-effectiveness perspective.

**Clinical Relevance:** The incidence of spinal decompressive and fusion surgery and financial constraints on healthcare services continue to increase. This study aims to identify the cost and clinical effectiveness of common approaches to spinal surgery.

**Level of Evidence:** 3a.

## Minimally Invasive Surgery

Keywords: minimally invasive, minimal access surgery, lumbar spine, discectomy, cost, cost-utility, cost-effectiveness, cost-minimization, systematic review, QALY, QALY, quality-adjusted life year

## INTRODUCTION

Direct and indirect spinal decompression are established surgical treatments of central, lateral recess and foraminal stenosis in the lumbar spine. Central stenosis typically causes neurogenic claudication, although radicular complaints are also possible. Radiculopathy from nerve root impingement can cause pain, weakness, and sensory symptoms.<sup>1</sup> The incidence of both conditions is increasing with the aging population. Outcomes have traditionally been measured by pain or patient-reported outcome scores.

Spinal surgery is a significant financial cost for health services.<sup>2</sup> The clinical effectiveness of both laminectomy and discectomy has been extensively described in the literature.<sup>3,4</sup> Modern budgetary constraints have led to an increased emphasis on value-based health care, but the threshold of treatment cost defined as “cost-effective” can vary across health care systems. The cost-effectiveness of the surgical management of lumbar stenosis and degenerative spondylolisthesis has been demonstrated in several settings, most notably from cost-utility data on decompressive surgery for lumbar disc herniation.<sup>5</sup> TLIF was first described with the aim of treating radiculopathy, by

achieving decompression and circumferential fusion of 2 or more lumbar vertebrae.<sup>6</sup>

During open posterior lumbar surgery, the paraspinal muscles are detached from their origin/insertion. In contrast, minimally invasive surgery (MIS) aims to minimize muscle injury by using a paraspinal exposure that seeks to split or dilate the muscles to reduce injury. MIS is hypothesized to be associated with better perioperative outcomes, such as lower blood loss, less surgical site infections, and shortened length of hospital stay.<sup>7</sup>

Prior work reports medium- and longer-term outcomes of MIS and open approaches.<sup>8,9</sup> Since the first description of MIS-TLIF in 2003,<sup>10</sup> a number of articles have compared clinical effectiveness following open vs MIS lumbar spinal surgery. However, there is an absence of good quality comparative studies.

The present article aims to systematically review cost-effectiveness studies comparing MIS with open surgical procedures in the lumbar spine. Our key question was whether there was evidence of a difference in cost-effectiveness between MIS and open approaches to surgical decompression, discectomy, and fusion procedures in the lumbar spine.

## METHODS

### Systematic Review and Data Collection

The review of literature was performed using Preferred Reporting Items for Systematic Reviews and Meta-Analyses guidelines.<sup>11</sup>

A systematic electronic literature search was performed using the MEDLINE, Embase, PubMed, and the Cochrane Library (1 September 2020) to identify studies on the cost-effectiveness of open vs minimally invasive lumbar discectomy, decompressions, and/or fusions. Two reviewers (K.E. and U.O.) screened study titles, abstracts, and full text articles to identify appropriate studies (Figure 1).

The cost-effectiveness analysis (CEA) registry database (Tufts Medical Center, Institute for Clinical Research and Health Policy) and the National Health Service economic evaluation database were also manually searched using the following keywords:

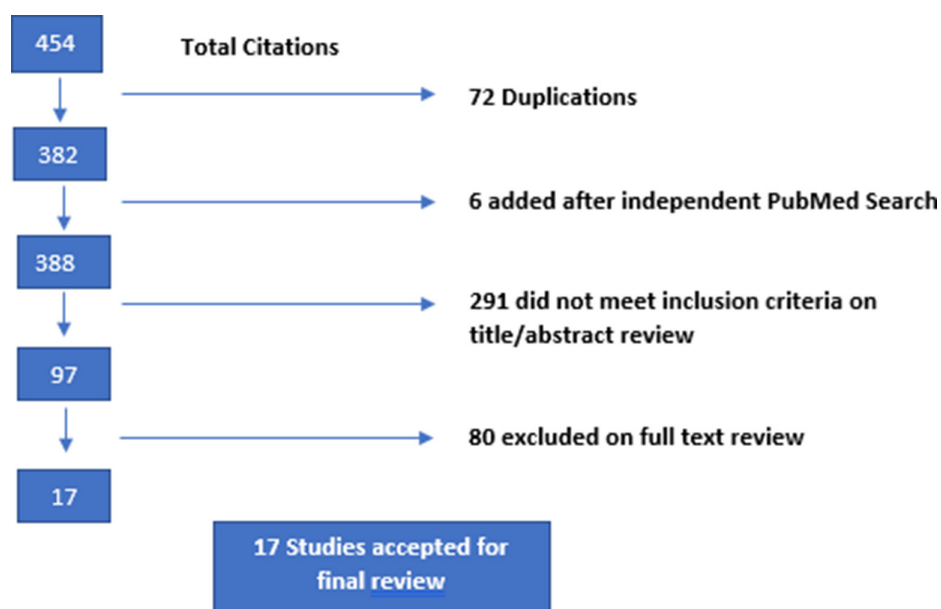
- Medical subject headings: “minimal access”/“minimally invasive” and “lumbar spine”/“lumbar vertebra” or “fusion”/“surgical procedure”/“decompression”/“laminectomy”/“discectomy”/“diskectomy” and “cost-effectiveness”/“cost-utility”/“cost-benefit”/“QALY”/“QUALY”/“quality adjusted life year”

Potential articles were exported into the Endnote reference manager (*Endnote X9, Clarivate Analytics*).

Table 1 summarizes the inclusion and exclusion criteria. These were established a priori. Articles were excluded if they were reviews, research methodologies, or did not involve comparison of MIS vs open lumbar spinal surgery.

### Definitions

A procedure was considered MIS if it was conducted through a cylindrical soft tissue retractor/sleeve via a



**Figure 1.** Study selection flow chart of the results of systematic literature review for identification of included studies.

**Table 1.** Summary of inclusion and exclusion criteria.

Variable(s)	Inclusion Criteria	Exclusion Criteria
Patient Factors	Adult patients with back and/or leg pain who underwent surgery for the following degenerative conditions: <ul style="list-style-type: none"> <li>• Lumbar stenosis</li> <li>• Lumbar radiculopathy</li> <li>• Spondylolisthesis</li> </ul>	Aged <18 y Tumor Infection Cervical or thoracic spinal surgery Fracture/trauma Revision surgery Scoliosis Spinal injections
MAS <sup>a</sup>	Single-level or multilevel posterior MAS including <ul style="list-style-type: none"> <li>• Laminectomy (any type)</li> <li>• Microdiscectomy</li> <li>• TLIF</li> <li>• PLIF</li> </ul>	Cervical or thoracic surgery Anterior or lateral lumbar surgery Computer-assisted or robotic surgery Kyphoplasty or vertebroplasty
Conventional (open) surgery	Open posterior spinal procedures including <ul style="list-style-type: none"> <li>• Laminectomy (any type)</li> <li>• Microdiscectomy</li> <li>• TLIF</li> <li>• PLIF</li> </ul>	Comparisons of 2 MAS procedures Cervical or thoracic surgery Anterior or lateral lumbar surgery
Outcomes	Costs analysis only Incremental cost-effectiveness ratio (or similar cost-effectiveness metric) Both open and MAS approach both analyzed for cost and/or outcomes	Differences in clinical outcomes only without cost analysis Utilities only Procedural costs not included
Study type	Full economic studies (cost-utility, cost-effectiveness, cost-benefit, cost-minimization) Cost studies (retrospective cohorts, nonrandomized prospective cohorts, decision model analyses)	Studies with <10 patients per treatment arm Systematic reviews
Publication type	Studies published in English Peer-reviewed journals	Single-center reports of multicenter studies Meeting abstracts, editorials, opinion pieces Biomechanical studies, radiographic studies, animal studies, case reports, methodologies

Abbreviations: MAS, minimal access surgery; PLIF, posterior lumbar interbody fusion; TLIF, transforaminal lumbar interbody fusion.

<sup>a</sup>MAS was conducted through a tube using cylindrical soft tissue retractors in 16 studies. In one case, MAS was conducted endoscopically and compared with a conventional open approach.

muscle dilating approach, through a tube, or endoscopically and described as MIS in the study text.

measured. Seventeen studies were selected for final inclusion (Figure 1, Table 2).

## Outcome Measures

- CEA
- Cost-utility analysis

## Study Characteristics

Eight studies (47%) were based on data from retrospective cohorts, 2 (12%) were based on data from decision model analyses, and 7 (41%) were based on prospective cohorts. Of these, only one study was a randomized controlled trial (RCT).<sup>13</sup>

Length of follow-up ranged from 12 to 60 months but was not reported in 2 (11.8%) of the studies included. All 17 studies assessed the direct cost of MIS vs open surgical management. A total of 1978 patients were analyzed across the included studies (1037 MIS vs 941 open).

Nine studies met the 4 key components for a cost-effectiveness study as described by the US Panel of Cost-Effectiveness in Health and Medicine.<sup>29</sup>

All 17 studies calculated direct cost, but only 6 (35.2%) reported indirect costs.<sup>13,15,17,20,22,27</sup> Age was reported in 14 of the 17 studies (MIS range 37–64 years, open range 42–58 years). Mean age was 53 years

## RESULTS

### Search Results

The electronic database search yielded 454 studies, 72 of which were duplicates). An additional 6 articles were identified by a manual PubMed search. Of these 388 studies, 291 were excluded on citation and abstract review because they failed to meet inclusion criteria. The primary reason for exclusion was a failure to compare direct costs in both the MIS and open surgical groups, or a failure to specify costs or cost-effectiveness data for the conditions of interest. Costing studies were included, even if cost-effectiveness had not been

**Table 2.** Characteristics of included studies.

Study	Study Type and Data Source	Country	Mean Age, y		n		Follow-up, mo	Diagnosis	Surgery Type
			MIS	Open	MIS	Open			
Slotman 1998 <sup>12</sup>	RC cost analysis from hospital charges database	USA	37	42	40	31	34	DDD and LS	Open vs lap discectomy
VD Akker 2011 <sup>13</sup>	CEA using Euro QOL 5D from randomized controlled trial	Holland	NR	NR	155	159	12	DDD and LS	Open vs MIS discectomy
Lucio 2012 <sup>14</sup>	PNRC cost analysis from hospital charges database	USA	64	58	109	101	60	DDD, LS, and DLS	1- and 2-level MIS-TLIF vs open TLIF
Parker 2012 <sup>15</sup>	PNRC CEA using Euro QOL 5D	USA	50.8	49.75	9	8	24	DDD, LS, and DLS	Single-level MIS-TLIF vs open TLIF
Wang 2012 <sup>16</sup>	RC cost analysis	USA	52	56	52	22	NR	DDD, LS, and DLS	1- and 2-level MIS vs open posterior lumbar interbody fusion
Pelton 2012 <sup>17</sup>	PNRC cost analysis	USA	51.6	49.8	33	33	24	DDD, LS, and DLS	Open vs MIS single-level TLIF
Udeh 2012 <sup>18</sup>	Cost-utility analysis using Euro QOL 5D and decision model analysis	USA	NR	NR	301	292	24	DDD and LS	Open vs MIS laminectomy
Cahill 2013 <sup>19</sup>	RC cost analysis from hospital charges database	USA	45	50	48	33	36	DDD and LS	Open vs MIS discectomy
Parker 2013 <sup>20</sup>	RC CEA	USA	59.5	54	27	27	24	DDD and LS	Open vs MIS laminectomy
Singh 2013 <sup>21</sup>	PNRC cost analysis from hospital costs database	USA	51.6	49.8	33	33	NR	DDD, LS, and DLS	Open vs MIS single-level TLIF
Parker 2014 <sup>22</sup>	CEA using Euro QOL 5D from PNRC	USA	53.5	52.6	50	50	24	DDD, LS, and DLS	Single-level open vs MIS-TLIF
Sulaiman 2014 <sup>23</sup>	RC cost analysis from hospital charges database	USA	61	56	57	11	12	DDD, LS, and DLS	Open vs MIS-TLIF
Maillard 2014 <sup>24</sup>	RC cost-minimization study (cost-effectiveness measured by hospital cost vs reimbursement)	France	50	59	24	22	12	DDD, LS, and DLS	1- and 2-level open vs MIS-TLIF
R'saud 2015 <sup>25</sup>	RC CEA using Euro QOL 5D	Canada	57	55	37	41	24	DDD, LS, and DLS	1- and 2-level open vs MIS-TLIF
Vertuani 2015 <sup>26</sup>	CEA using Euro QOL 5D and decision model analysis	UK/Italy	NR	NR	NR	NR	NR	DDD, LS, and DLS	1- and 2-level open vs MIS-TLIF
G'hoke 2016 <sup>27</sup>	RC CEA using Euro QOL 5D	USA	57	58	29	45	24	DDD and LS	1-level open vs MIS-TLIF
Djurasovic 2019 <sup>28</sup>	PNRC using EQ-5D and SF-6D	USA	57.6	57.0	33	33	12	DLS and DDD	1- and 2-level open vs MIS-TLIF

Abbreviations: CEA, cost-effectiveness analysis; DDD, degenerative disc disease; DLS, degenerative lumbar spondylolisthesis; LS, Lumbar stenosis; MIS, minimally invasive surgery; NR, not recorded/reported; PNRC, prospective nonrandomized cohort study; RC, retrospective cohort study; TLIF, transforaminal lumbar interbody fusion.

in both groups (open and MIS) with no significant difference between the MIS and open groups in any study.

### Quality Appraisal and Risk of Bias

The quality of study methodology varied significantly. Risk of bias was assessed using the Dutch Cochrane group checklist.<sup>30</sup> (Table 3) All studies in the review were deemed to have clearly defined their outcome assessment, study population, and outcomes.

However, all studies (except the RCT) were at high risk of bias due to a lack of double blinding. Three studies were led by the same main author.<sup>15,20,22</sup> Study methodology was analyzed using the Quality of Health Economic studies instrument (QHEs)<sup>31</sup> (Table 4 and Appendix 1). Five studies scored higher than 75 (good) on the QHEs scale, while 5 studies scored below 40 (poor) (range 24–79).

**Table 3.** Risk of bias assessment.

Study	Clear Definition of Study Population	Clear Definition of Outcomes and Outcome Assessment	Independent Assessment of Outcome Parameters	Random Sequence Generation (Selection Bias)	Allocation Concealment (Selection Bias)	Blinding of participants and Personnel (Performance Bias)	Sufficient Duration of Follow-Up	No Selective Loss During Follow-Up	Important Confounders and Prognostic Factors Identified
Slotman 1998 <sup>12</sup>	+	+	+	x	x	x	+	+	+
Van den Akker 2011 <sup>13</sup>	+	+	+	+	+	+	x	+	+
Rampersaud 2011 <sup>25</sup>	+	+	+	x	x	x	+	x	+
Wang 2012 <sup>16</sup>	+	+	+	x	x	x	+	+	+
Pelton 2012 <sup>17</sup>	+	+	+	x	x	x	x	+	+
Parker 2012 <sup>15</sup>	+	+	+	x	x	x	+	+	+
Lucio 2012 <sup>14</sup>	+	+	+	x	x	x	+	+	+
Udeh 2013 <sup>18</sup>	+	+	+	x	x	x	+	+	+
Cahill 2013 <sup>19</sup>	+	+	+	x	x	x	+	+	+
Parker 2013 <sup>20</sup>	+	+	+	x	x	x	+	+	+
Parker 2014 <sup>22</sup>	+	+	+	x	x	x	+	+	+
Singh 2014 <sup>21</sup>	+	+	+	x	x	x	+	+	+
Sulaiman 2014 <sup>23</sup>	+	+	+	x	x	x	+	x	+
Maillard 2015 <sup>24</sup>	+	+	+	x	x	x	x	+	+
Vertuani 2015 <sup>26</sup>	+	+	+	x	x	x	+	+	+
Gandhoke 2016 <sup>27</sup>	+	+	+	x	x	x	+	+	+
Djurasovic 2019 <sup>28</sup>	+	+	+	x	x	x	+	+	+

Note: “+” indicates presence and “x” indicates absence of the given quality.

**Table 4.** Study quality assessment—QHES Score.

Study	Study Type and Data Source	Country	Surgery Type	QHES Score	Quality of Economic Study <sup>a</sup>
Slotman 1998 <sup>12</sup>	RC cost analysis from hospital charges database	USA	Open vs lap discectomy	24	Poor
VD Akker 2011 <sup>13</sup>	CEA using Euro QOL 5D from randomized controlled trial	Holland	Open vs MIS discectomy	79	Good
Lucio 2012 <sup>14</sup>	PNRC cost analysis from hospital charges database	USA	1- and 2-level MIS-TLIF vs open TLIF	37	Poor
Parker 2012 <sup>15</sup>	PNRC CEA using Euro QOL 5D	USA	Single-level MIS-TLIF vs open TLIF	57	Fair
Wang 2012 <sup>16</sup>	RC cost analysis	USA	1- and 2-level MIS vs open posterior lumbar interbody fusion	41	Fair
Pelton 2012 <sup>17</sup>	PNRC cost analysis	USA	Open vs MIS single-level TLIF	47	Fair
Udeh 2012 <sup>18</sup>	Cost-utility analysis using Euro QOL 5D and decision model analysis	USA	Open vs MIS laminectomy	76	Good
Cahill 2013 <sup>19</sup>	RC cost analysis from hospital charges database	USA	Open vs MIS discectomy	29	Poor
Parker 2013 <sup>20</sup>	RC CEA	USA	Open vs MIS laminectomy	55	Fair
Singh 2013 <sup>21</sup>	PNRC cost analysis from hospital costs database	USA	Open vs MIS single-level TLIF	37	Poor
Parker 2014 <sup>22</sup>	CEA using Euro QOL 5D from PNRC	USA	Single-level open vs MIS-TLIF	75	Good
Sulaiman 2014 <sup>23</sup>	RC cost analysis from hospital charges database	USA	Open vs MIS-TLIF	26	Poor
Maillard 2014 <sup>24</sup>	RC cost-minimization study (cost-effectiveness measured by hospital cost vs reimbursement)	France	Open vs MIS-TLIF (max 3 levels)	62	Fair
R'saud 2015 <sup>25</sup>	RC CEA using Euro QOL 5D	Canada	1- and 2-level open vs MIS-TLIF	74	Good
Vertuani 2015 <sup>26</sup>	CEA using Euro QOL 5D and decision model analysis	UK/Italy	1- and 2-level open vs MIS-TLIF	74	Good
G'hoke 2016 <sup>27</sup>	RC CEA using Euro QOL 5D	USA	1-level open vs MIS-TLIF	68	Fair
Djurasovic 2019 <sup>28</sup>	PNRC using EQ-5D and SF-6D	USA	1- and 2-level Open vs MIS-TLIF	71	Fair

Abbreviations: CEA, cost-effectiveness analysis; MIS, minimally invasive surgery; PNRC, prospective nonrandomized cohort study; QHES, Quality of Health Economic studies; RC, retrospective cohort study; TLIF, transforaminal lumbar interbody fusion.

*Note:* Components are weighted by importance (as concluded by expert health economists) to yield a score from 0 to 100 (lowest to highest quality). Literature has suggested that a score of 75–100 points indicates a high-quality economic study. The QHES does not provide insight into study external validity (generalizability) nor does it directly assess the validity of clinical assumptions and inputs.

<sup>a</sup>QHES is a well-validated practical quantitative tool for appraising the quality of cost-effectiveness studies. It assesses multiple aspects of economic study design and reporting to determine internal validity.

## Economic Evaluation of MIS vs Open Surgery in the Lumbar Spine

### Discectomy of the Lumbar Spine

Three studies assessed outcomes of MIS vs open discectomy alone.<sup>12,13,19</sup> One of these was an RCT from the Netherlands that compared results following MIS (tubular) vs open lumbar discectomy. They reported an 8.8% reduction in total costs in the MIS group compared with the open group and no statistically significant difference in cost-effectiveness (cost per quality adjusted life year) (QALY) (\$42,665 [MIS] vs \$38,321 [open] [ $P > 0.05$ ]).<sup>13</sup>

Cahill et al<sup>19</sup> retrospectively reviewed 76 patients undergoing single-level lumbar microdiscectomy in an academic setting (USA). They reported statistically significant lower total costs in the MIS group, compared with the open group with similar reported gain in QALY (clinical effectiveness).

Slotman et al<sup>12</sup> analyzed the cost of endoscopic vs open discectomy. They found a significant difference in direct cost between MIS and the open techniques, with a 38.8% reduction ( $P < 0.01$ ) in direct costs of endoscopic compared with open discectomy.

### Hemilaminectomy of the Lumbar Spine

Both costing studies of hemilaminectomy (decompression) for spinal stenosis reported that MIS lumbar decompression had a lower direct cost than open lumbar decompression (19.5% and 60.3% lower) (Table 5).<sup>18,20</sup> Interestingly, Parker et al performed a further subgroup analysis on open vs MIS multilevel decompression and found no significant difference in costs or QALY gain (Table 5).<sup>20</sup>



**Table 5.** Summary of economic evaluation.

Study	Study Type & Data Source	Country	Economic Perspective	Discount Rate	Indirect Costs?	Total Cost	Difference Between MIS and Open Cost (% Difference) <sup>a</sup>	MIS Cost per QALY <sup>b</sup>	Open Surgery Cost per QALY <sup>b</sup>	Change in QALY
Slotman 1998 <sup>12</sup>	RC cost analysis from hospital charges database	USA	Payer (user charges)	NR	N	MIS: 5723 (IP : 4405 (OP) Open: 7192 <b>MIS: €33,706</b> <b>Open: €30,734</b>	IP: 1469 (20.4%) OP: 2787 (38.8%) $P < 0.01$	NR	NR	NR
VD Akker 2011 <sup>13</sup>	CEA using Euro QOL 5D from randomized controlled trial	Holland	Societal (direct + indirect)	0%	Y		<b>€2972 (19.6%)</b>	42,665	38,321	MIS: 0.790 Open: 0.802 ( $P = 0.47$ )
Lucio 2012 <sup>14</sup>	PNRC cost analysis from hospital charges database	USA	Payer (user charged)	N/A	N	MIS: 24,320 Open: 27,055	2735 (10.1%) ( $P = 0.029$ )	NR	NR	NR
Parker 2012 <sup>15</sup>	PNRC CEA using Euro QOL 5D	USA	Payer (user charges)	N/A	Y	MIS: 35,996 Open: 44,727	8731 (19.5%) ( $P = 0.18$ )	71,992	109,090	MIS: 0.5 Open: 0.41 ( $P = 0.17$ )
Wang 2012 <sup>16</sup>	RC cost analysis	USA	Payer (Medicare/ user charges)	N/A	N	MIS: 70,159 (SL) 87,454 (TL) Open: 78,444 (SL) 108,843 (TL)	SL: 8285 (10.6%) ( $P = 0.027$ ) TL: 21,389 (19.7%) ( $P = 0.071$ )	NR	NR	NR
Pelton 2012 <sup>17</sup>	PNRC cost analysis	USA	Payer (user charges)	N/A	Y	MIS: 28,060 (WC) 29,429 (NWC) Open: 33,862 (WC) 32,998 (NWC)	WC: 5602 (17.1%) ( $P = 0.031$ ) NWC: 3569 (10.8%) ( $P < 0.001$ )	NR	NR	NR
Udesh 2012 <sup>18</sup>	Cost-utility analysis using Euro QOL 5D and decision model analysis	USA	Payer (Medicare/ user charges)	3%	N	MIS: 5458 Open: 13,771	8313 (60.3%)	43,760	125,985	MIS: 0.131 Open: 0.17
Cahill 2013 <sup>19</sup>	RC cost analysis from hospital charges database	USA	Payer (user charges)	N/A	N	MIS: 22,358 Open: 27,811	5576 (19.6%) ( $P = 0.01$ )	NR	NR	NR
Parker 2013 <sup>20</sup>	RC CEA	USA	Payer (Medicare/ user charges)	N/A	Y	MIS: 23,109 Open: 25,420	2311 (9.0%) $P = 0.21$	32,095.8	35,305.8	MIS: 0.36 Open: 0.36
Singh 2013 <sup>21</sup>	PNRC cost analysis from hospital costs database	USA	Hospital costs	N/A	N	MIS: 19,512 Open: 23,550	4038 (17.1%) ( $P < 0.001$ )	NR	NR	NR
Parker 2014 <sup>22</sup>	CEA using Euro QOL 5D from PNRC	USA	Payer (Medicare/ user charges)	N/A	Y	MIS: 27,621 Open: 28,442	821 (2.9%) $P = 0.5$	35,825	40,924	MIS: 0.77 Open: 0.69 ( $P > 0.05$ )
Sulaiman 2014 <sup>23</sup>	RC cost analysis from hospital charges database	USA	Hospital costs	N/A	N	MIS: 19,078 Open: 37,681	18,603 (49.4%)	NR	NR	NR
Maillard 2014 <sup>24</sup>	RC cost-minimization study (cost-effectiveness measured by hospital cost vs reimbursement)	France	Hospital costs	N/A	N	MIS: €7893 Open: €10,073	2180 (21.6%)	<b>1139 gain per patient<sup>c</sup></b>	<b>620 loss per patient<sup>a</sup></b> ( $P = 0.021$ )	NR NR
R'saud 2015 <sup>25</sup>	RC CEA using Euro QOL 5D	Canada	Hospital costs	5%	N	MIS: 14,183 Open: 18,633	4450 (23.9%) $P = 0.0009$	70,915 (2 y)	122,585 (2 y)	MIS: 0.113 Open: 0.079 ( $P = 0.08$ )

Table 5. Continued.

Study	Study Type & Data Source	Country	Economic Perspective	Discount Rate	Indirect Costs?	Total Cost	Difference Between MIS and Open Cost (% Difference) <sup>a</sup>	MIS Cost per QALY <sup>b</sup>	Open Surgery Cost per QALY <sup>b</sup>	Change in QALY
Vertuani 2015 <sup>26</sup>	CEA using Euro QOL 5D & decision model analysis	UK/Italy <sup>d</sup>	Payer (user charged)	N/A	N	MIS: €13,399 (UK) €10,012 (Italy) Open: €15,065 (UK); €10,985 (Italy)	UK: 1666 (11.4%) Italy: 973 (8.9%)	UK MIS €18,609	UK open: €22,154	NR
G'hoke 2016 <sup>27</sup>	RC CEA using Euro QOL 5D	USA	Societal	N/A	Y	MIS: 45,574 (Italy) Open: 44,068	1506 (3.3%) ( <i>P</i> = 0.96)	75956.67	65773.13	MIS: 0.60 Open: 0.67 ( <i>P</i> = 0.3)
Djurasovic 2019 <sup>28</sup>	PNRC using EQ-5D and SF-6D from prospective hospital database	USA	Hospital costs	n/a	N	MIS: 15,867 Open: 17,612	1745 (9.9%)	101,711	124907.80	MIS: 0.156 Open: 0.141

Abbreviations: CEA, cost-effectiveness analysis; IP, inpatient; MIS, minimally invasive surgery; NR, not reported/recorded discounted rate; NWC, no workers compensation; OP, outpatient (home on day of surgery); PNRC, prospective nonrandomized cohort study; QALY, quality adjusted life year; RC, retrospective cohort study; SL, single level; TL, two level; WC, workers compensation.

<sup>a</sup>Standard denotes that MIS total cost is **less** than that of open procedure. Bold font denotes that MIS total cost is **more** than that of open procedure.

<sup>b</sup>In USD unless otherwise stated.

<sup>c</sup>Maillard et al measured cost-effectiveness as the difference between cost and hospital reimbursement.

<sup>d</sup>UK costs were taken from the UK NHS reference cost list (2015). Costs for Italy and the unit cost estimates for surgical equipment and consumables were obtained from a microcosting study performed in 2 Italian hospitals (ref).



## Fusion of the Lumbar Spine

Twelve studies reported findings on the relative direct costs of MIS vs open lumbar fusion (4 studies evaluated MIS vs open single-level TLIF,<sup>15,17,22,27</sup> 6 reported single-level and 2-level MIS-TLIF vs single-level and 2-level open TLIF,<sup>14,21,24–26,28</sup> and 1 study did not break down the number of levels fused).<sup>23</sup> A single study reported posterior lumbar interbody fusion (PLIF) results.<sup>16</sup> The quality of methodology varied significantly among these studies, ranging from a QHES of 26 (poor) to 79 (good) (Table 4).

### MIS vs Open Single-Level TLIF Procedures

Of the 4 studies evaluating MIS vs open single-level TLIFs, 2 were prospective<sup>17,22</sup> and 2 were retrospective CEA.<sup>15,27</sup> None of these 4 studies reported a statistically significant difference in clinical effectiveness between MIS and open single-level TLIF. Three of the 4 studies reported a lower total cost of MIS-TLIF compared with that of open TLIF.<sup>15,17,22</sup> This reached statistical significance in a single study<sup>17</sup> (Table 5). Three of these studies reported a cost/QALY.<sup>15,22,27</sup> In 2 of the 3, the total cost was lower in the MIS group than in the open TLIF group.<sup>15,22</sup> This was below \$100,000/QALY (the acceptability threshold accepted in a number of cost-evaluation studies)<sup>32–34</sup> in all studies comparing open and MIS cohorts, except for the open TLIF cohort reported by Parker et al (2012), in which cost/QALY was slightly above this acceptability threshold (\$109,090/QALY).<sup>22</sup>

### MIS vs Open 1- and 2-Level TLIF Procedures

Six studies reported cost evaluation of single- and 2-level TLIF procedures.<sup>14,21,24–26,28</sup> The quality of the methodology in these studies varied from poor to fair (QHES score: 37–74). Two of these were cost analyses without inclusion of clinical-effectiveness data (1 retrospective and 1 prospective).

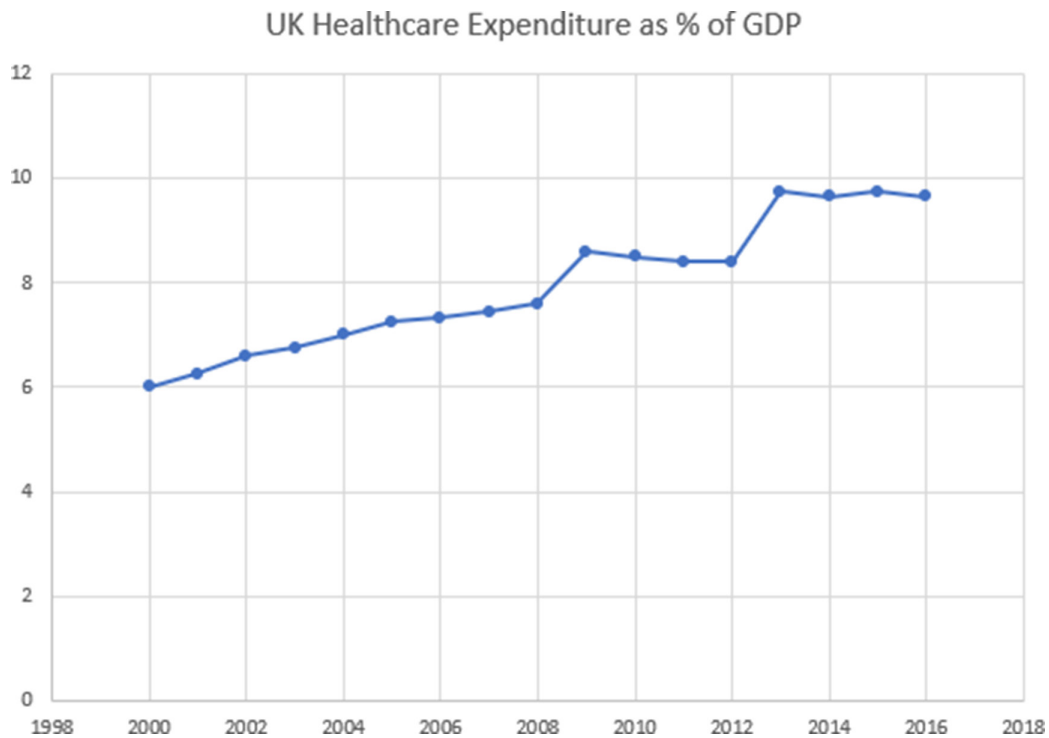
Rampersaud et al (2015) published a Canadian retrospective cost-effectiveness study comparing single- and 2-level TLIFs in patients with grade I to II degenerative or isthmic spondylolisthesis ( $n = 78$ ).<sup>25</sup> This study estimated total costs from the perspective of a single national centralized payer. Significantly fewer 2-level TLIF procedures were performed in the MIS group than in the open group, and the baseline Oswestry Disability Index scores were significantly lower in the MIS group than the open TLIF group, indicating some baseline heterogeneity between the groups. This study reported lower total costs, better clinical effectiveness

(improvement in QALY), and therefore better cost-effectiveness (lower cost/QALY), in the MIS compared with the open 2-level TLIF groups. The difference in QALY between the 2 groups did not reach statistical significance (MIS 0.113 vs open 0.079,  $P = 0.08$ ). An incremental cost-effectiveness ratio was not calculated in this case because MIS “dominated” the open TLIF (it was both more clinically effective and less costly than open surgery).

Wang (2011) published an economic evaluation of single- and 2-level open vs MIS-TLIF procedures.<sup>16</sup> They found significantly lower costs associated with MIS surgery in the single-level group ( $n = 59$ ,  $P = 0.027$ ), but no significant cost difference in 2-level PLIF cases ( $n = 15$ ,  $P = 0.07$ ). Maillard et al published a retrospective cost-minimization study from the perspective of direct costs from the provider perspective (France).<sup>24</sup> This study found that total costs in the MIS-TLIF group were significantly lower than those in the open TLIF group (21.6%,  $P < 0.05$ ), with a €1139 hospital “profit” accrued per patient in the MIS group compared with a €620 “loss” per patient in the open group ( $P = 0.021$ ).<sup>24</sup> This profit/loss was calculated from the difference between direct costs and hospital reimbursement. Hospital admission and treatments were classified according to a diagnosis-related group, while reimbursement rates paid to the hospital provider were set by a “rates per activity” system.

The most recent comparative study on the cost-effectiveness of single- and 2-level MIS-TLIF vs open TLIF was published in 2019 by Djurasovic et al.<sup>28</sup> Direct costs at 1 year were collected, including costs associated with the index surgical visit and costs associated with readmission. The 33 patients in each cohort (MIS-TLIF and open TLIF) were propensity matched, ensuring equivalence in age, sex, body mass index, diagnosis, American Society of Anesthesiologists class, smoking status, and levels fused.

Variable direct costs at 1 year were \$2493 lower in the MIS-TLIF group than in the open TLIF group (mean \$15,867 vs \$17,612,  $P = 0.073$ ). There was no difference in implant or biologics cost, but blood utilization, operating room supplies, hospital room and board, pharmacy, laboratory, and physical therapy costs were all significantly lower in the MIS group. Additionally, the mean length of stay was decreased in the MIS-TLIF group (3.21 vs 4.02 days,  $P = 0.05$ ). No significant difference in EQ-5D or SF-6D gain was seen at 1 year.



**Figure 2.** UK health care spending as a percentage of gross domestic product.

### *MIS vs Open Multilevel TLIF Procedures*

A single study included cases of more than 2-level fusions.<sup>23</sup> This nonrandomized, retrospectively analyzed cohort included 11 patients managed by open TLIF and 57 by MIS-TLIF. Baseline demographics were similar between the groups. Of the open TLIF cases, 9 (81%) involved more than 2 fused levels, while only 12 of the 57 (21%) cases managed by MIS involved fusion of 2+ levels. This difference in the composition of the MIS and the open groups made direct and meaningful comparison problematic.

## DISCUSSION

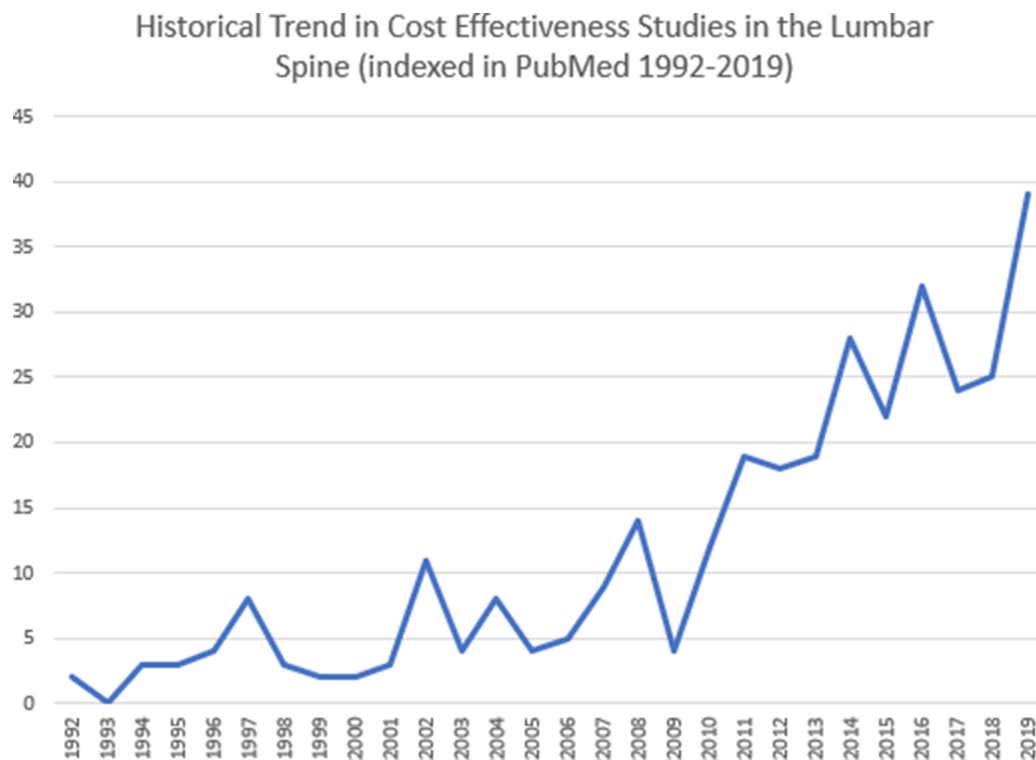
Health demands continue to outstrip health budgets (Figure 2). Studies focused on economic evaluations of health services are increasingly common. The increase in the number of “cost-evaluation studies in the lumbar spine” in the PubMed database highlights this trend (Figure 3).

Health care expenditure in the United States currently accounts for over 17% of gross domestic product, and “value-based” health care has been cited as a potential solution for rising health care costs.<sup>35</sup> The Patient Protection and Affordable Care Act (2010) will affect the economics of provision of spinal services in the United States, and these changes may filter across to European health markets.<sup>36</sup>

Cost-utility evaluation of the treatment of lumbar stenosis and degenerative spondylolisthesis supports the cost-effectiveness of the surgical treatment of lumbar stenosis.<sup>1,37</sup> The cost-effectiveness of lumbar fusion surgery remains a matter of debate. This systematic review aimed to outline the literature comparing the cost-effectiveness of minimally invasive and open lumbar spinal surgery across a variety of procedures and health care systems.

The studies reviewed outline a cost-effectiveness comparison between MIS and open surgery for lumbar discectomy, laminectomy, and fusion surgery. Overall, the studies sampled found lower total costs associated with MIS procedures, compared with the open group, with similar reported gains in QALY (clinical effectiveness). Three studies assessed outcomes of MIS vs open discectomy alone.<sup>12,13,19</sup> Two of the 3<sup>12,19</sup> reported significantly lower total costs in the MIS, compared with the open group, with similar reported gains in QALY. The other reported a slightly higher total cost associated with MIS when compared with open lumbar discectomy, but this difference did not reach statistical significance.<sup>13</sup>

Two studies reported cost differences in MIS vs open laminectomy, both found significantly lower total costs and greater cost-effectiveness attributed to the MIS group.<sup>18,20</sup> Twelve studies compared total costs and/or cost-effectiveness for open vs MIS lumbar fusion



**Figure 3.** Number of clinical-effectiveness studies in the lumbar spine indexed per year in PubMed (1992–current).

procedures across health care systems from a variety of payer perspectives.<sup>14–17,21–28</sup> Lower total costs were found in MIS when compared with open fusion procedures across all the studies sampled except for one.<sup>27</sup> Seven studies compared total cost and cost-effectiveness. Six of these found lower total costs and greater cost-effectiveness associated with MIS lumbar fusion than the open group.<sup>15,22,24–26,28</sup> Only one of these studies found a higher total cost and lower cost-effectiveness in the MIS group compared with the open single-level fusion group.<sup>27</sup> The small difference in both total cost and cost-effectiveness between the 2 groups did not reach statistical significance.

Historical review articles have explored this subject. Lubelski (2014) reviewed 6 economic studies comparing MIS with open procedures in the lumbar spine.<sup>9</sup> They reported a similar cost base and clinical effectiveness (QALY gain) for MIS and open lumbar fusion (TLIF/PLIF) and decompression procedures (laminectomy/discectomy). For TLIF specifically, Parker (2014) performed a cost-utility evaluation and reported no difference in QALY between MIS and open procedures and reduced direct costs in MIS.<sup>22</sup>

Total costs (direct+ indirect) in MIS were less than they were for open surgery in 15 of the 17 studies (88.2%) included in our review (Table 5). While the cost of procedural equipment was higher in MIS cases,

length of stay, blood transfusion, and other indirect costs were lower. Parker et al (2013) reported that mean 2-year direct costs (surgery, postoperative doctor visits, medications, injections, and physical therapy) were similar for their MIS and open TLIF groups. However, approximately twice as many workdays were missed after open (vs MIS) TLIF, and this translated into the significant difference in reported indirect cost (\$6650).<sup>20</sup> The majority of studies included in our review did not include an assessment of indirect costs. If indeed greater indirect costs do result from open lumbar surgery, the actual cost advantage of MIS vs open surgery concluded by the articles in this review could be underestimated.

Goldstein<sup>8</sup> focused on the cost-effectiveness of MIS vs open PLIF or TLIF (but excluded discectomy and laminectomy), and found that MIS surgery was associated with a \$2106 (5.8%) lower cost for 2-level fusions (vs open), with the cost savings mostly being attributable to lower hospital accommodation fees, operating room, and laboratory costs.<sup>8</sup>

Vertuani (2015) performed a cost analysis for both MIS and open TLIF using a decision model analysis.<sup>26</sup> The study found that operative and equipment costs were higher for MIS, whereas hospitalization and surgical site infection costs were higher for open surgery. Most MIS cost saving was due to the reduction

in inpatient stay and less requirement for blood transfusion. Postoperative complications were a relatively small contributor to the total costs for MIS, but a large contributor to the total costs for open surgery, mainly due to a higher rate of surgical site infection.

### Study Challenges and Limitations

Attempts to perform a meta-analysis of the studies included in our review were made more challenging by factors such as variability in exchange rates, effects of inflation over different follow-up periods, and different cost perspectives across the studies (eg, societal vs provider vs payer). For these reasons, we did not attempt to pool any costing data from these studies.

One major challenge in cost evaluation of surgical procedures is that variation in health care systems can preclude direct cost comparison. Health care systems also have differing perspectives of the cost per QALY threshold used to define “cost-effectiveness.” Some studies fail to report the perspective of their costing data; for example, “costs” related to charges or reimbursements may be significantly different in some private health care systems, such as in the United States (we outlined various payer perspectives in Table 5).

The dominance of nonrandomized studies in cost-evaluation analyses increases the risk of bias (only 1 of the 17 studies in our review was based on level 1 evidence).<sup>13</sup> Table 4 highlights the wide range of methodological quality between the studies. Studies with weak methodology lack generalizability, and comparison between studies of different methodological quality is a significant challenge. This limitation is clearly illustrated in 2 of the studies in our review. In both cases, the MIS and the open group were not statistically equivalent, which limited the inferences that could be drawn from comparative cost and clinical outcome evaluation.<sup>23,25</sup>

Privately funded health care systems, such as the United States, create a different incentive base when compared with centrally funded systems such as the United Kingdom. Specialists may oversupply services within a pay per procedure model to maximize earnings. From the patient perspective, the economic theory of “moral hazard” dictates that an individual with comprehensive insurance coverage or a low deductible/copayment is incentivized to “overconsume” health services, when compared with an individual with less comprehensive insurance, a large deductible/copayment, or under the conditions of more stringent rationing in a centrally funded system.

When interpreting cost-utility analyses, choice of utility measure is significant. It is accepted that the interval changes of the EuroQol (ED-5Q) and SF-6D may differ within the same population, and hence these measures are not freely interchangeable. The SF-6D tends to be associated with a smaller effect and would result in a greater cost-utility than if the ED-5Q was used. The utility score is independently affected by the MIS technique and the baseline outcome score; thus, the true effect of MIS on the change in utility score vs other confounders is difficult to quantify.<sup>25</sup>

Despite the limitations of this review, due to the variations across health care systems and weaknesses in the methodology of the component studies, we have produced a useful outline of the current literature on this increasingly important topic.

### CONCLUSION

We report lower direct costs in MIS compared with open surgery across all 3 of these common forms of lumbar spinal surgery. Our work supports the existing literature<sup>28,38–40</sup> in confirming both the cost- and clinical effectiveness of MIS and open lumbar surgery in most cases, and in failing to conclusively find a difference in clinical effectiveness (QALY gain) between the MIS and open surgical groups.<sup>5,41</sup>

The methodological quality of studies in this review was poor to moderate, and most studies were retrospective rather than prospective. More randomized prospective work is needed to minimize bias and to provide sufficient statistical power to allow firmer conclusions to be made.

Despite increasing interest in this field, definitive conclusions on cost-effectiveness cannot yet be made. Future work should focus on constructing higher-quality clinical trials across a range of health care systems, with consistency of the costing perspective, predetermined costs, and longer-term follow-up to allow more definitive conclusions to be made.

### REFERENCES

1. Harrop JS, Hilibrand A, Mihalovich KE, Dettori JR, Chapman J. Cost-effectiveness of surgical treatment for degenerative spondylolisthesis and spinal stenosis. *Spine (Phila Pa 1976)*. 2014;39(22 Suppl 1):S75–85. doi:10.1097/BRS.0000000000000545
2. Tosteson ANA, Lurie JD, Tosteson TD, et al. Surgical treatment of spinal stenosis with and without degenerative spondylolisthesis: cost-effectiveness after 2 years. *Ann Intern Med*. 2008;149(12):845–853. doi:10.7326/0003-4819-149-12-200812160-00003
3. Nerland US, Jakola AS, Solheim O, et al. Minimally invasive decompression versus open laminectomy for central stenosis of



the lumbar spine: pragmatic comparative effectiveness study. *BMJ*. 2015;350:h1603. doi:10.1136/bmj.h1603

4. Dewing CB, Provencher MT, Riffenburgh RH, Kerr S, Manos RE. The outcomes of lumbar microdiscectomy in a young, active population: correlation by herniation type and level. *Spine (Phila Pa 1976)*. 2008;33(1):33–38. doi:10.1097/BRS.0b013e31815e3a42

5. Kepler CK, Wilkinson SM, Radcliff KE, et al. Cost-utility analysis in spine care: a systematic review. *Spine J*. 2012;12(8):676–690. doi:10.1016/j.spinee.2012.05.011

6. Rosenberg WS, Mummaneni PV. Transforaminal lumbar interbody fusion: technique, complications, and early results. *Neurosurgery*. 2001;48(3):569–574. doi:10.1097/00006123-200103000-00022

7. Kim CH, Easley K, Lee J-S, et al. Comparison of minimally invasive versus open transforaminal interbody lumbar fusion. *Global Spine J*. 2020;10(2 Suppl):143S-150S. doi:10.1177/2192568219882344

8. Goldstein CL, Phillips FM, Rampersaud YR. Comparative effectiveness and economic evaluations of open versus minimally invasive posterior or transforaminal lumbar interbody fusion: a systematic review. *Spine (Phila Pa 1976)*. 2016;41 Suppl 8:S74-89. doi:10.1097/BRS.0000000000001462

9. Lubelski D, Mihalovich KE, Skelly AC, et al. Is minimal access spine surgery more cost-effective than conventional spine surgery? *Spine (Phila Pa 1976)*. 2014;39(22 Suppl 1):S65-74. doi:10.1097/BRS.0000000000000571

10. Foley KT, Holly LT, Schwender JD. Minimally invasive lumbar fusion. *Spine (Phila Pa 1976)*. 2003;28(15 Suppl):S26-35. doi:10.1097/01.BRS.0000076895.52418.5E

11. Moher D, Liberati A, Tetzlaff J, Altman DG, PRISMA Group. Preferred reporting items for systematic reviews and meta-analyses: the PRISMA statement. *PLoS Med*. 2009;6(7):e1000097. doi:10.1371/journal.pmed.1000097

12. Slotman GJ, Stein SC. Laminectomy compared with laparoscopic discectomy and outpatient laparoscopic discectomy for herniated L5-S1 intervertebral disks. *J Laparoendosc Adv Surg Tech A*. 1998;8(5):261–267. doi:10.1089/lap.1998.8.261

13. Akker van den, Arts MP, Hout van den, Brand R, Koes BW, Peul WC. Tubular discectomy vs conventional microdiscectomy for the treatment of lumbar disk-related neurosurgery. 2011;69(4):829–835. doi:10.1227/NEU.0b013e31822578f6

14. Lucio JC, Vanconia RB, Deluzio KJ, Lehmen JA, Rodgers JA, Rodgers W. Economics of less invasive spinal surgery: an analysis of hospital cost differences between open and minimally invasive instrumented spinal fusion procedures during the perioperative period. *Risk Manag Healthc Policy*. 2012;5:65–74. doi:10.2147/RMHP.S30974

15. Parker SL, Adogwa O, Bydon A, et al. Cost-effectiveness of minimally invasive versus open transforaminal lumbar interbody fusion for degenerative spondylolisthesis associated low-back and leg pain over two years. *World Neurosurg*. 2012;78(1–2):178–184. doi:10.1016/j.wneu.2011.09.013

16. Wang HL, Lü FZ, Jiang JY, Ma X, Xia XL, Wang LX. Minimally invasive lumbar interbody fusion via MAST quadrant retractor versus open surgery: a prospective randomized clinical trial. *Chin Med J (Engl)*. 2011;124(23):3868–3874.

17. Pelton MA, Phillips FM, Singh K. A comparison of perioperative costs and outcomes in patients with and without workers' compensation claims treated with minimally invasive or open transforaminal lumbar interbody fusion. *Spine (Phila Pa 1976)*. 2012;37(22):1914–1919. doi:10.1097/BRS.0b013e318257d490

18. Udeh BL, Costandi S, Dalton JE, Ghosh R, Yousef H, Mekhail N. The 2-year cost-effectiveness of 3 options to treat lumbar spinal stenosis patients. *Pain Pract*. 2015;15(2):107–116. doi:10.1111/papr.12160

19. Cahill KS, Levi AD, Cummock MD, Liao W, Wang MY. A comparison of acute hospital charges after tubular versus open microdiscectomy. *World Neurosurg*. 2013;80(1–2):208–212. doi:10.1016/j.wneu.2012.08.015

20. Parker SL, Adogwa O, Davis BJ, et al. Cost-utility analysis of minimally invasive versus open multilevel hemilaminectomy for lumbar stenosis. *J Spinal Disord Tech*. 2013;26(1):42–47. doi:10.1097/BSD.0b013e318232313d

21. Singh K, Nandyala SV, Marquez-Lara A, et al. A perioperative cost analysis comparing single-level minimally invasive and open transforaminal lumbar interbody fusion. *Spine J*. 2014;14(8):1694–1701. doi:10.1016/j.spinee.2013.10.053

22. Parker SL, Mendenhall SK, Shau DN, et al. Minimally invasive versus open transforaminal lumbar interbody fusion for degenerative spondylolisthesis: comparative effectiveness and cost-utility analysis. *World Neurosurg*. 2014;82(1–2):230–238. doi:10.1016/j.wneu.2013.01.041

23. Sulaiman WAR, Singh M. Minimally invasive versus open transforaminal lumbar interbody fusion for degenerative spondylolisthesis grades 1-2: patient-reported clinical outcomes and cost-utility analysis. *Ochsner J*. 2014;14(1):32–37.

24. Maillard N, Buffenoir-Billet K, Hamel O, et al. A cost-minimization analysis in minimally invasive spine surgery using a national cost scale method. *Int J Surg*. 2015;15:68–73. doi:10.1016/j.ijsu.2014.12.029

25. Rampersaud YR, Gray R, Lewis SJ, Massicotte EM, Fehlings MG. Cost-utility analysis of posterior minimally invasive fusion compared with conventional open fusion for lumbar spondylolisthesis. *SAS J*. 2011;5(2):29–35. doi:10.1016/j.esas.2011.02.001

26. Vertuani S, Nilsson J, Borgman B, et al. A cost-effectiveness analysis of minimally invasive versus open surgery techniques for lumbar spinal fusion in Italy and the United Kingdom. *Value Health*. 2015;18(6):810–816. doi:10.1016/j.jval.2015.05.002

27. Gandhoke GS, Shin HM, Chang Y-F, et al. A cost-effectiveness comparison between open transforaminal and minimally invasive lateral lumbar interbody fusions using the incremental cost-effectiveness ratio at 2-Year follow-up. *Neurosurgery*. 2016;78(4):585–595. doi:10.1227/NEU.0000000000001196

28. Djurasovic M, Gum JL, Crawford CH, et al. Cost-effectiveness of minimally invasive midline lumbar interbody fusion versus traditional open transforaminal lumbar interbody fusion. *J Neurosurg*. 2020;32(1):31–35. doi:10.3171/2019.6.SPINE1965

29. Weinstein MC, Siegel JE, Gold MR, Kamlet MS, Russell LB. Recommendations of the panel on cost-effectiveness in health and medicine. *JAMA*. 1996;276(15):1253–1258. doi:10.1001/jama.1996.03540150055031

30. Stroup DF, Berlin JA, Morton SC, et al. Meta-analysis of observational studies in epidemiology: a proposal for reporting. *JAMA*. 2000;283(15):2008–2012. doi:10.1001/jama.283.15.2008

31. Woerschling AL, Borrego M, Raisch DW. Using the quality of health economic studies instrument to assess pharmacoeconomic studies evaluating recent food and drug administration drug approvals. *Value Health*. 2013;16(3):A19. doi:10.1016/j.jval.2013.03.115

32. Neumann PJ, Cohen JT. ICER's revised value assessment framework for 2017-2019: a critique. *Pharmacoeconomics*. 2017;35(10):977–980. doi:10.1007/s40273-017-0560-y

33. Neumann PJ, Cohen JT, Weinstein MC. Updating cost-effectiveness--the curious resilience of the \$50,000-per-QALY threshold. *N Engl J Med*. 2014;371(9):796–797. doi:10.1056/NEJMp1405158
34. Braithwaite RS, Meltzer DO, King JT, Leslie D, Roberts MS. What does the value of modern medicine say about the \$50,000 per quality-adjusted life-year decision rule? *Med Care*. 2008;46(4):349–356. doi:10.1097/MLR.0b013e31815c31a7
35. Shrank WH, Rogstad TL, Parekh N. Waste in the US health care system: estimated costs and potential for savings. *JAMA*. 2019;322(15):1501–1509. doi:10.1001/jama.2019.13978
36. Davidoff AJ, Guy GP, Hu X, et al. Changes in health insurance coverage associated with the affordable care act among adults with and without a cancer history: population-based national estimates. *Med Care*. 2018;56(3):220–227. doi:10.1097/MLR.0000000000000876
37. Burnett MG, Stein SC, Bartels RHMA. Cost-effectiveness of current treatment strategies for lumbar spinal stenosis: non-surgical care, laminectomy, and X-STOP. *J Neurosurg Spine*. 2010;13(1):39–46. doi:10.3171/2010.3.SPINE09552
38. Hopkins B, Mazmudar A, Kesavabhotla K, Patel AA. Economic value in minimally invasive spine surgery. *Curr Rev Musculoskelet Med*. 2019;12(3):300–304. doi:10.1007/s12178-019-09560-8
39. Al-Khouja LT, Baron EM, Johnson JP, Kim TT, Drazin D. Cost-effectiveness analysis in minimally invasive spine surgery. *Neurosurg Focus*. 2014;36(6):E4. doi:10.3171/2014.4.FOCUS1449
40. Phan K, Hogan JA, Mobbs RJ. Cost-utility of minimally invasive versus open transforaminal lumbar interbody fusion: systematic review and economic evaluation. *Eur Spine J*. 2015;24(11):2503–2513. doi:10.1007/s00586-015-4126-4
41. Sidhu GS, Henkelman E, Vaccaro AR, et al. Minimally invasive versus open posterior lumbar interbody fusion: a systematic review. *Clin Orthop Relat Res*. 2014;472(6):1792–1799. doi:10.1007/s11999-014-3619-5

**Funding:** The authors received no financial support for the research, authorship, and/or publication of this article.

**Declaration of Conflicting Interests:** The authors report no conflicts of interest or financial disclosures with respect to the research, authorship, and/or publication of this article.

**Corresponding Author:** Kelechi Eseonu, Royal National Orthopaedic Hospital Stanmore, Brockley Hill, Stanmore HA7 4LP, London, UK; kelechi.eseonu@doctors.org.uk

Published 28 April 2022

This manuscript is generously published free of charge by ISASS, the International Society for the Advancement of Spine Surgery. Copyright © 2022 ISASS. To see more or order reprints or permissions, see <http://ijssurgery.com>.